

## I poliedri - Relazione di Eulero

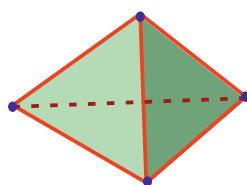
### Relazione di Eulero

In qualsiasi poliedro vale la relazione:

$$\text{facce} + \text{vertici} = \text{spigoli} + 2$$

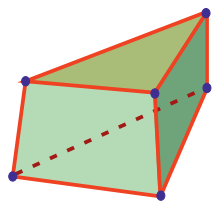


tetraedro



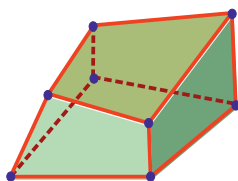
$$4 + 4 = 6 + 2$$

pentaedro



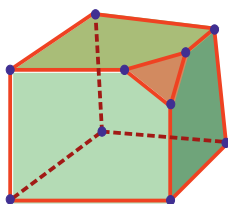
$$5 + 6 = 9 + 2$$

esaedro



$$6 + 8 = 12 + 2$$

eptaedro



$$7 + 10 = 15 + 2$$